


This is your 2023
Pension Savings
Statement

NILGOSC
NORTHERN IRELAND LOCAL GOVERNMENT OFFICERS'
SUPERANNUATION COMMITTEE



NILGOSC Reference:

October 2023

Dear

Please find enclosed your 2023 Pension Savings Statement which states the increase in your pension savings in the Local Government Pension Scheme (Northern Ireland) (the "LGPS (NI)") for 2022/23. We send these statements to members who it appears have exceeded the annual allowance for pension savings, therefore it is important that you use the information provided to determine if you have breached the allowance, calculate any tax owed and make arrangements to pay the tax.

You can use the information in this statement to populate HM Revenue and Customs (HMRC) online calculator and determine whether you have an annual allowance tax charge. The annual allowance limits set out below changed from 6/4/2023, however, for the purpose of this 2023 pension savings statement the 2022/23 limits apply.

The standard annual allowance, set by HMRC, is the maximum amount of pension savings that you can receive tax relief on each year. The standard annual allowance for 2022/23 was set at £40,000. If the increase in your pension savings is more than the annual allowance then a tax charge may be payable on the excess amount. However, if you have any unused annual allowance from the previous three tax years, this can be carried forward to offset any excess over the annual allowance in 2022/23. Since April 2016, a tapered annual allowance has applied for high earners.

If you have an adjusted income of £240,000 or more, your annual allowance will be lower than the standard annual allowance of £40,000. You will need to investigate if tax liabilities arise due to the growth in your pension savings.

All pension savings, except a State Pension, must be tested against the annual allowance each tax year. The figures provided here do not include any other pension savings that you may have outside of the LGPS (NI). It is your personal responsibility to pay the correct amount of tax - you will need to take account of other pension savings and you may need to take independent financial and tax advice.

It is important that you tell us if you have flexibly accessed pension benefits in a Money Purchase Pension Scheme and are subject to the Money Purchase Annual Allowance (MPAA) as this will limit the amount of AVC contributions that you can make and still receive tax relief. The MPAA limit is £4,000.

Please read the information and the associated explanatory notes carefully. If you think that any of the information is incorrect or if you have any queries or comments, please contact the Pensions Development Team.

Yours sincerely

Richard Clark
Pensions Technical Manager



www.nilgosc.org.uk
info@nilgosc.org.uk



0345 3197 325
Typetalk (for minicom
users):
18001 0345 3197 325



NILGOSC
Templeton House
411 Holywood
Road
Belfast BT4 2LP

Your Annual Pension Savings Statement 2023

Details

Please quote your NILGOSC reference number if you need to contact us

Name

NILGOSC Ref. No.

Pension Input Period (PIP)

Standard annual allowance

Pension savings for the LGPS (NI) during 2022/23

| | |
|--|--|
| Value of pension rights including AVCs at the end of the PIP (Closing value) | |
| Value of pension rights at the start of the PIP adjusted by inflation (3.1%) (Opening value) | |
| Total AVC contributions paid during the PIP for 2022/23 and included in the total pension savings amount below | |
| Total pension savings amount during PIP for 2022/23 | |

It is important that you check the AVC contributions shown above are correct.

Pension savings from seven previous Pension Input Periods (PIP) (including pre and post alignment PIP for 2015/16)

| Tax Year | Standard Annual Allowance | Pension Savings Amount |
|----------------------------|---------------------------|------------------------|
| 2021/2022 | | |
| 2020/2021 | | |
| 2019/2020 | | |
| 2018/2019 | | |
| 2017/2018 | | |
| 2016/2017 | | |
| 9 July 2015 - 5 April 2016 | | |
| 1 April 2015 - 8 July 2015 | | |



The figures provided do not include any other pension savings that you may have outside of the LGPS (NI). The calculation of annual allowance does include the amount of payments made in the pension input period to your Local Government AVC arrangement with the Prudential (if applicable). The calculation also assumes that the standard annual allowance applies to you. You will need to review your overall tax position if you have pension savings outside of the Scheme or tapered annual allowance or Money Purchase Annual Allowance applies.

If you believe that any of the above information is incorrect, please contact NILGOSC as this may affect your pension savings calculation.

The figures provided have not been adjusted due to the McCloud Remedy. You do not need to take any action; NILGOSC will provide an amended pension savings statement at a later date, if your pension savings are directly affected by the Remedy.



Next Steps

1. Gather information about any other pension savings you have made outside the LGPS (NI) to work out your total pension savings over 2022/23.
2. Gather information about any other pension savings you have made outside the LGPS (NI) over the previous three years - 2019/20, 2020/21 and 2021/22.
3. You may need to calculate if tapered annual allowance of less than £40,000 applies to you (if your threshold income exceeds £200,000 and your adjusted income exceeds £240,000)¹.
<https://www.gov.uk/guidance/pension-schemes-work-out-your-tapered-annual-allowance>
4. Using your carry forward, work out if you have triggered an annual allowance tax charge for 2022/23. You may find the HMRC online annual allowance calculator at www.tax.service.gov.uk/pension-annual-allowance-calculator helpful.
 - The LGPS (NI) is a registered pension scheme, so you will have been a member since the date you joined the Scheme (this date is stated on your annual benefit statement).
 - You will need to confirm if you have flexibly accessed your pension savings e.g. taking your entire pension as cash from a defined contribution scheme as this will reduce your Money Purchase Annual Allowance.
 - Work out if you have any unused allowance over the previous three years to carry forward by entering the pension savings amounts shown on your statement. Enter zero for the 2023/24 year. In the 2015/16 year the HMRC calculator refers to 6 April whereas your statement refers to 1 April. Input the figures shown on your statement and ignore the difference in these dates.
 - Ignore the calculation results in the blue/green box as these apply to the current tax year 2023/24. Check the results for the 2022/23 year in the table below to see if there is an amount on which tax is due for 2022/23.
5. If your input is correct and no tax is due you do not need to take any further action.
6. If an annual allowance tax charge is due, you will need to decide whether you wish to meet this through your Self Assessment tax return, request Scheme Pays² or a combination of both. Your tax is due at your marginal rate. High earners will need to determine if some tax is due at 45%.
7. If tax is due you will need to decide whether to pay this tax via Self Assessment or opt for Scheme Pays if the charge is greater than £1,000. If your tax charge is between £1,000 and £1,999, NILGOSC can only accept an election if voluntary Scheme Pays conditions are met. Information on voluntary Scheme Pays is available from Pensions Development.
8. Request a Scheme Pays Election Form from NILGOSC, if you wish to use this facility. You will need to complete and return this to NILGOSC along with a copy of your calculations. A printout of the above calculator results will be acceptable. If tapered annual allowance applies, you will need to advise NILGOSC of your reduced annual allowance limit. If tapered annual allowance applies or your tax charge is between £1,000 and £2,000 you must return this election form to NILGOSC before 31 December 2023³. Otherwise you must return it before the deadline of 31 July 2024.
9. Fill out your Self Assessment tax return by the deadline of 31 January 2024 declaring your tax charge and how payment will be made.
10. Ensure you comply with the statutory deadlines set out on the timeline overleaf.

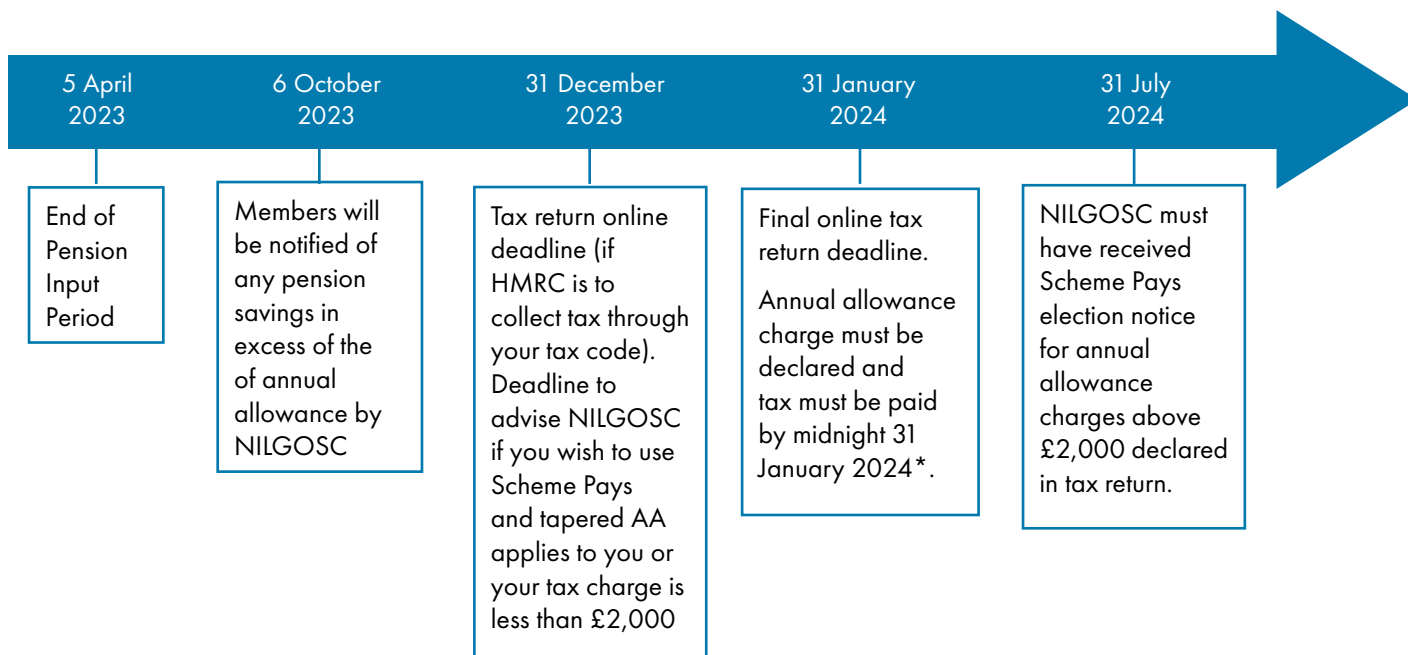
¹ Please note both the threshold and adjusted income limits for tapering increased for 2020/21.

² Scheme Pays - NILGOSC will pay the tax and make a corresponding reduction to your pension in the tax year in which the charge arose. NILGOSC will only allow Scheme Pays elections for pension savings relating to the LGPS (NI).

³ NILGOSC must pay this tax charge to HMRC before 31 January 2024.

What is the timeline for assessment of pension savings against the 2022/23 annual allowance?

We recommend that you use the timeline below to consider any actions you may need to take as a result of your pension savings for 2022/23.



*This only applies if you are

- meeting the tax charge yourself
- electing for Scheme Pays and your tax charge is less than £2,000 or tapered annual allowance applies to you

As you have received a statement this year, it is possible that you will receive one next year and in subsequent years. You may wish to consider your ongoing level of pension savings if you believe you have triggered, or were close to triggering a tax charge during 2022/23. However, the limits have increased from 2023/24 and are set out on <https://nilgosc.org.uk/members/about-the-scheme/tax-limits-on-your-pension/annual-allowance/>.

My NILGOSC Pension Online - How to get online in three easy steps

We have moved Scheme-wide communications such as your annual benefit statement online, unless you specifically told us you would prefer to receive communications by post. Therefore we would encourage you to register for **My NILGOSC Pension Online** and provide us with your email address so that we can let you know when your documents are uploaded. If you would prefer to receive communications by post please log onto our website www.nilgosc.org.uk/contact/communication-preferences/ and let us know. Alternatively you can contact our office using the information on the front page.

- 1** Visit www.nilgosc.org.uk and click on 'Register' at the top of the page.
- 2** Click on 'Request an activation key'. You will need your **National Insurance number** and your **email address** to enable you to request an Activation Key
- 3** Once you have the **Activation Key** you can complete the registration by creating your username, password and security responses

